


Gospel Light Elementary Sunday School



God is
with me!

Fall 2011

Teacher Guide

Grades 3 & 4



Includes CD-ROM
with Lesson Extras

Joseph's Sticky Situations

Dear Teacher,

Have you ever had one of those weeks when you ask yourself, *Why me?!* I sure have! Within four days, I had my car broken into, my high heel break off (leaving me to walk with a strange limp for the rest of the day), a speeding ticket, a lost cell phone and my credit card information used in more countries than I have ever visited!


Throughout Joseph's life, he was thrown into one sticky situation after another. Though he may have asked God, *Why me?!* Joseph continued to look to God and choose to do what was right. God was with Joseph through all his difficult times, and He is with us during both the great days and the days we wish we could forget! This week, write out Joshua 1:9. Place it where you'll see it often. Remember that we can be strong and courageous to do what is right because we know that God is with us.




Lisa Pham
Editor



Big Idea
God is always with me and gives me courage to make right choices!



Action Plan
Evaluate situations my life and tell right choices to make.



Bible Verse
"Be strong and courageous. Do not be afraid; do not be discouraged, for the Lord your God will be with you wherever you go." Joshua 1:9

Connecting You to Jesus



The story of Joseph can be seen as a picture of Jesus' life. Joseph is known as the messianic patriarch. Despite being mistreated in many ways, Joseph chose to be obedient. Later, he was given a position of high honor. Jesus was mistreated, but He obeyed God, even to the point of being killed on the cross. But God raised Jesus from the grave, so Jesus could be our Savior, and He gave Jesus the ultimate honor of being seated at the right hand of God Himself.


LESSON MATERIALS

- The basics (see contents)
- A variety of building items
- Shoe
- Materials for either Game or Art activity (see pp. 7-8)

Lesson Extras!



1. Help your kids discover the main idea of books in the Bible by playing Content Concentration. Use only the first eight books of the Bible for this lesson.



2. Students discover today's Bible verse by completing "Dear Diary!" puzzle.

3. DVD Option: Show "Lesson 11: Sticky Situations" on

Media DVD. We have lots of choices to make every day. The greatest choice to make is to love and trust God, no matter what situations we face.




Get Thinking

(10-15 minutes)

Welcome students and help them begin to think about today's Big Idea.

Where Do You Hang Out?

Students take turns using materials you provide to form letters spelling out different places they have been or would like to go. Other students guess the location.



Big Idea

God is always with me and gives me courage to make right choices!

Connect:

- What is a favorite place you have been to only once? A place you have been to many times?
- Where have you always wanted to go? Why?
- What is something good that might happen at that place?
- Today we are talking about something important to remember wherever we go. What we talk about today can make a difference in the choices you make at each and every place you go.

YOU NEED

A variety of building items (Legos®, blocks, marshmallows and pretzel sticks, etc.).



Get God's Word



(15-25 minutes)

Joseph's Sticky Situations

Help students find Genesis 37 in their Bibles. Tell the following story summary in your own words, guiding students to find answers in their Bibles.

Story Starter

Invite everyone to stand up. **Remain standing if you have brothers or sisters. If you don't have ANY brothers or sisters sit down.** Continue with other statements until only a few students are standing. **Remain standing if you are the youngest. Remain standing if you have only brothers. We are going to hear about a man named Joseph who was one of the youngest of 12 brothers.** Everyone sits down.

YOU NEED

Bible for yourself and each student, Lesson 11
Poster, paper, marker,
tape, shoe.

STORYTELLING IDEA



On four separate sheets of paper, print "Sticky Situation." Label each situation with a different number from 1 to 4. As you tell the story, invite volunteers to tape papers to the wall at the appropriate times.

Angry Brothers

Jacob had 12 sons. That's a lot of boys! One of the youngest sons was named Joseph. Jacob loved Joseph more than any of his other children. Doesn't really seem fair, but that's how it was. And that's where the problems all started. You see, Joseph's brothers knew that their dad loved Joseph best, and they were jealous! But things just got worse.

TIP

Invite students to write brief descriptions under the situations listed on each paper.

Read Genesis 37:6-7 to find out what made the brothers angrier. How annoying! But Joseph had another dream just like the first one—and he told his brothers all about that dream, too.

TIP

Show Lesson 11 Poster and ask students to describe the emotions shown.

One day, Joseph's brothers were out caring for the family's sheep. Jacob wanted to know what was going on and how they were doing, so he sent Joseph to check on them. Trouble was that when the brothers saw Joseph coming in the distance, they had a pretty bad idea. **Read Genesis 37:19-20 to see what they said.** Tape "Sticky Situation #1" paper to wall.

Wait a minute! That's going too far! Joseph's oldest brother, Reuben, said, "We can't KILL our brother! Let's grab him and leave him by himself in this pit here."

I guess trapping your brother in a deep pit in the ground is nicer than actually killing him. But not THAT much nicer! Reuben actually planned to come back and rescue Joseph, but his plan didn't work out at all. While he was off doing something else, the other brothers had another bad idea. **Read Genesis 37:25-27 to find out what the new plan was.**



So that was that. The brothers sold Joseph to the traders. Then they ripped up Joseph's coat and covered it in blood to make it look as if he had been killed by some wild animal—a big cover-up. Tape "Sticky Situation #2" paper to wall.

Sold as a Slave

The traders took Joseph to Egypt and sold him as a slave to a man named Potiphar. Now Joseph had good reason to be upset. He could have felt sorry for himself and stomped his feet and shouted, "It's not fair!" (Because it WASN'T fair!) But Joseph didn't do that. Tape "Sticky Situation #3" paper to wall.



Even though it was a sticky situation, Joseph chose to work hard, do what was right and trust God. And Potiphar was happy with Joseph and put him in charge of his whole household.

Lied About and Sent to Prison

You'd think that things were looking up for Joseph, wouldn't you? Well, they weren't. Potiphar's wife was about as nice as Joseph's brothers were, and she decided to lie about Joseph. **Tape "Sticky Situation #4" paper to wall.**

She lied and said that Joseph tried to attack her! So Potiphar had Joseph thrown in prison! Now Joseph



had even more reason to complain and say, "It's not fair!" But read **Genesis 39:21-23** to see what happened in prison.

Joseph worked hard, did what was right and trusted God again! And the Bible says that God was with him and gave him success in whatever he did.

Wrap-Up

Joseph probably didn't understand why he kept ending up in sticky and scary situations, but he knew that God still loved him. God was with Joseph through it all, helping him have the courage to make right choices. God promises the same for us.

Action Plan

Evaluate situations in my life and tell right choices to make.

Read aloud God's promise in Joshua 1:9. Show shoe. **Because God is with us wherever we go—wherever our shoes take us—we can be courageous and choose to do what is right in all the great, ordinary and even sticky situations we face.**

Connecting Kids to Jesus



The story of Joseph can be seen as a picture of Jesus' life. God's own Son, Jesus, was mistreated in many ways—much more than Joseph! But Jesus always did what was right. And because Jesus is God's Son and obeyed, even to the point of being killed on a cross, He didn't stay dead! He rose again and became our Savior!



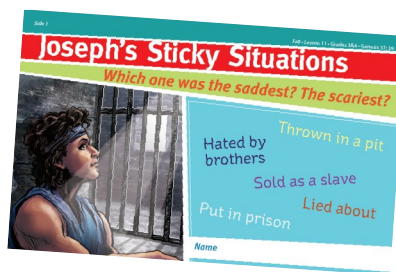
Get Talking



(25-30 minutes)

Distribute Lesson 11 *Kid Talk Cards*. Students vote on the saddest or scariest situations Joseph had to face, making sad or scary faces to show their votes.

- What choices did Joseph make in these sad and scary situations?
- What are some choices other people might have made? What might have happened if Joseph had made those choices?
- Why do you think Joseph kept making right choices in the midst of these situations?



Whiteboard Time



Let's talk about some sad or scary situations you or a friend might have been in. On whiteboard, begin a game of Pictionary by drawing a place such as a school, car, amusement park, sports field or skate park. Continue drawing until someone guesses the correct location. Challenge correct guesser to tell a sticky situation that might happen at that place. Then correct guesser (or another volunteer) begins a new round by drawing a place for others to guess. Continue as time permits. After several rounds, students look at Side 2 of *Kid Talk Cards* and read Bible verse aloud together. Invite students to answer the question on the page by telling which right choice they will have the courage to make.

- Our shoes take us to lots of different places. What promise does God give for people in sticky or scary situations? (He will be with us.)
- What do people usually do when they feel that they are in a sticky situation? (Complain. Blame someone else. Lie to get out of it.)
- How might knowing that God is with you help you to make right choices and do good things in the midst of difficult situations? (Gives courage. Helps us remember that God can make good happen out of the situation.)
- Why might making one of the choices on Side 2 be hard? What good things could happen if a kid made that choice? (Gain respect. Help others do what is right. Keep out of trouble.)

Prayer



Invite volunteers to tell prayer requests. Then pray with students about the needs and concerns they mention. If you have been keeping a prayer journal for your class, review prayer requests from previous weeks and ask students to tell ways God has answered those requests.

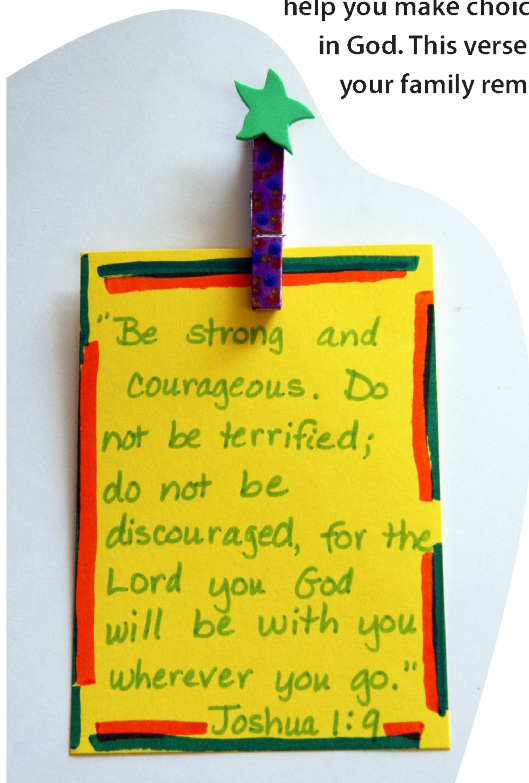
Art

Give each student a clothespin. Students attach magnetic strip to one side of the clothespin and use markers and craft-foam shapes to decorate the other side. Then students print Joshua 1:9 on large index cards, decorating cards as desired. Students clip clothespins onto cards and take them home to display on their refrigerator or other metal surface.

YOU NEED

Bibles, clothespins, 1/2-inch (1.3-cm) self-adhesive magnetic strips, markers, craft-foam shapes, large index cards.

Connect: You can remember that God is with you wherever you go. He will help you make choices that courageously show your love and trust in God. This verse reminder can help you and other people in your family remember God's promise.



TIP

What do you do when a student tries to pinch someone with a clothespin? Respond simply, **These clothespins can only be used as magnets. Let's see how colorful you can make yours.**

Game

Students lay out Game Cards on a path around the room to make a life-size game board. Students start at one end of the game board and take turns rolling dice to determine how many spaces to move. Students answer the question or do the action on the card they land on. Continue until one or more students reach the end of the game board or as time permits. (Optional: Print out Tabletop Cards [from CD-ROM]. Students arrange the cards on table to make a game board. Provide coins for students to use as game markers.)

YOU NEED

Bibles, Game Cards (from CD-ROM), dice.

Connect: You have made some good moves on our game board today. And you can keep on making good moves by remembering that God is with you wherever you go. He will help you make choices that courageously show your love and trust in God. Good came from the bad things in Joseph's life. I wonder what good things God might do in your life, too. Don't you?

Get Going



Direct students to look at Side 2 of their *Kid Talk Cards* again. As we listen to this song, think about one way you could choose to be courageous and do what is right this week. Ask God to help you trust Him and do what is right. Play "Be Strong and Courageous" (on *Media DVD* or track 4 on *Worship CD*), inviting students to listen or sing along. You can be strong and courageous and do what is right in every fun, sticky or scary situation you face. Distribute Lesson 11 *Family Fridge Fun* papers as students leave.

